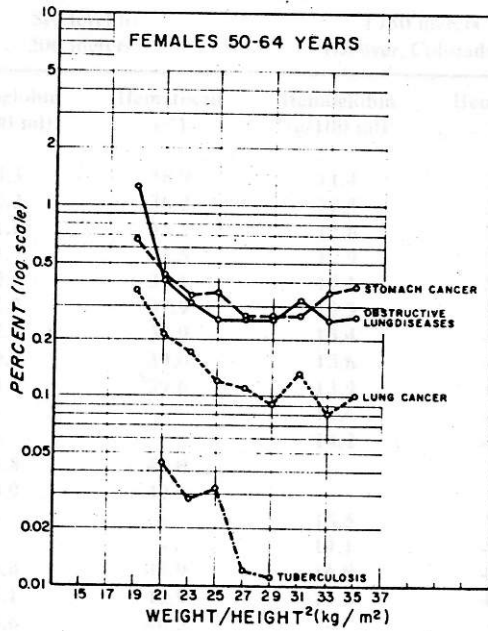
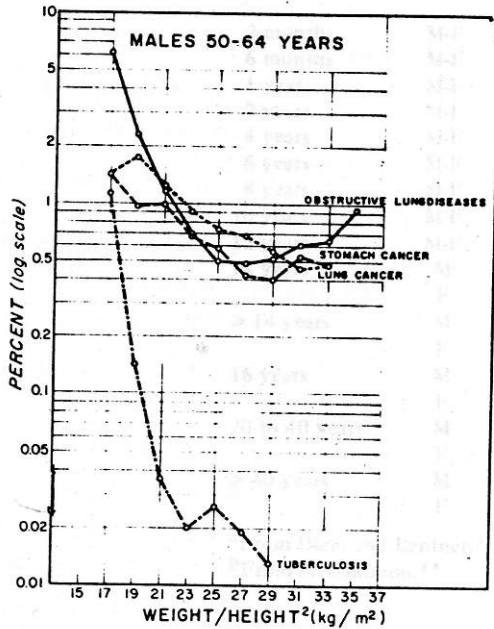


Abb. 89d Beziehungen zwischen Körpergewicht und Krankheits-spezifischen Sterblichkeiten*

Höhenlage



Mortality of four causes by weight/height². Females 50 to 64 years.

Mortality of four causes by weight/height². Males 50 to 64 years.

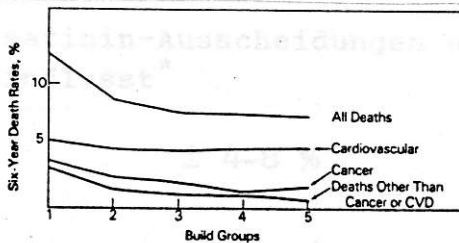


Figure 7. Six-year all cause and cause-specific mortality rates by quintile of relative weight in Framingham cohort. CVD=cardiovascular disease. From Sorlie and associates (58); reproduced with permission of the Journal of the American Medical Association.

* (aus: Waaler, H.Th.: Height, weight and mortality. The Norwegian Experience. Gruppe for helsetjenesteforskning. Rapport Nr.4, 194 (Oslo, ISSN 0333-4007) Lit. 11.815

Barrett-Connor, E.L.: Obesity, atherosclerosis and coronary artery disease. Ann.intern.Med. 103(6/2) 1010-1019 (1985) Lit.16.000